

Frequency Range	690-960x2 1695-2690x4
Polarization	±45°
Half-Power Beam Width	65°
Electrical Downtilt	2° - 12°x6

Type DOD9-2B4J-SF65



Base Station Antenna

12-ports 690-960 / 690-960 /1695-2690 /1695-2690 /1695-2690 /1695-2690 MHz 65°, 17 / 17 / 18 / 18 / 18 / 18 dBi, 2°-12° / 2°-12° / 2°-12° / 2°-12° / 2°-12° / 2°-12° Tilt Antenna With 6 Integrated RCUs.

Electrical Specifications

Frequency Range(MHz)		2x690-960		4x1695-2690		
		690-894	880-960	1695-1920	1920-2200	2500-2690
Polarization		±45°				
Horizontal 3dB Beamwidth(°)		68±5	60±5	68±5	64±5	62±5
Vertical 3dB Beamwidth(°)		8.1±0.8	7±0.5	7±0.6	6.2±0.6	5.2±0.6
Gain (dBi)		15.7±0.5	16.2±0.5	16.6±0.5	17.0±0.5	17.9±0.5
Electrical Downtilt		2°-12°		2°-12°		
Upper Sidelobe Suppression(dB)	First	≥16	≥16	≥17	≥17	≥17
Front-to-Back Ratio Total Power, ±30° (dB)		≥25	≥25	≥25	≥25	≥25
Cross polar ratio	Main direction(dB)	≥18	≥18	≥18	≥18	≥18
	±60° (dB)	≥10	≥10	≥8	≥8	≥8
Isolation ports(dB)		≥27		≥27		
Isolation Frequency(dB)		≥27		≥28		
VSWR		< 1.5				
Intermodulation IM3		< -153 dBc(2x43dBm carrier)				
Impedance		50 Ω				
Max. Power per Input (at 50°C ambient temperature)		500 W		250 W		
Lightning Protection		DC Ground				

Mechanical Specifications

Radome Material	Fiberglass
Connector Type and Location	4.3-10x12 ,Bottom iRCU in:1 x 8 pin male iRCU out:1 x 8 pin female
Dimensions,HxWxD(mm)	2685 x 446 x 165
Packing Size(mm)	2900 x 535 x 270
Weight ,w/o Mounting kit(kg)	37.5
Weight w/ Downtilt Bracket(kg)	44.5
Packing Weight (w/ Downtilt Bracket) (kg)/(lbs)	49.5
Max. Wind Velocity(mph)	150
Mounting hardware	Φ 50 mm ~ Φ 115 mm
Operational Temperature(°C)	-40 to +65
Operational Humidity(%)	<95
Wind Load at 100mph (Frontal/lateral/Rearside(N))	1655/323/1747

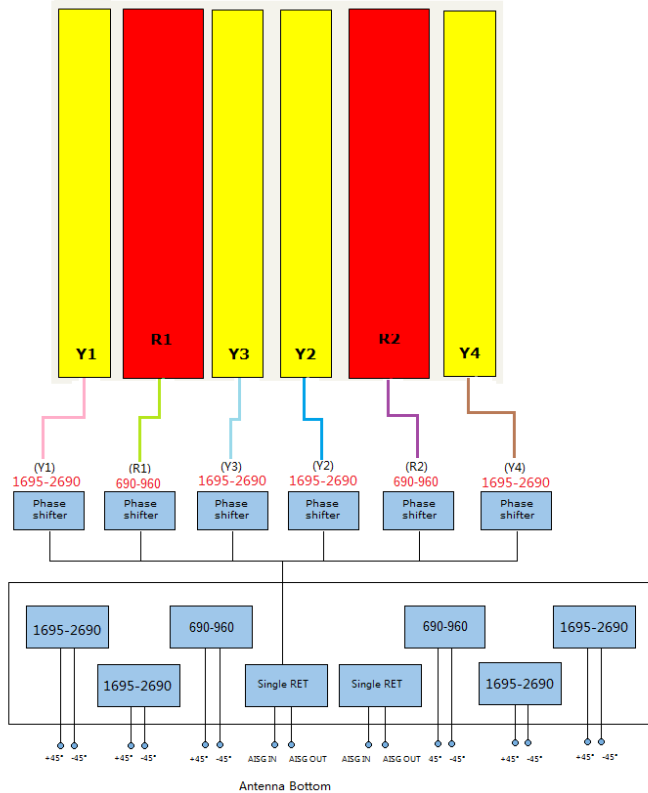
Frequency Range	690-960x2 1695-2690x4
Polarization	±45°
Half-Power Beam Width	65°
Electrical Downtilt	2° - 12°x6

Type DOD9-2B4J-SF65

Integrated RET Properties

RET Type	6 x Type 1 Single RET	
Protocols	Compliant to AISG 2.0/3GPP	
Input voltage range	+10~+30VDC(pin 6)	
Power consumption	<2W(stand by);<13W(motor activated)	
Connectors	AISG	2 x 8 pin connector acc. To IEC 60130-9 Acc.to AISG Daisy chain in:male Daisy chain out:female
	Antenna	Two motor shaft(Embedded motor)
Hardware interface	AISG	RS485A/B(pin5/pin3);Power supply(pin6); DC return(pin7)Acc.to AISG
Adjustment time(full range)	40 sec(typically,depending on antenna)	
Adjustment Cycles	≥10000	
Torque Max	≥160mN.m	
Lightning Protection Rating	IEC 61000-4-5 Current Pulse Profile,8/20 μs 10 Repetitions Min.@ 6kA IEC 61312-1 Annex B Current Pulse Profile, 10/350 μs,200 Repetitions Min. @ 0.6kA	

COMPREHENSIVE TILT CONFIGURATION



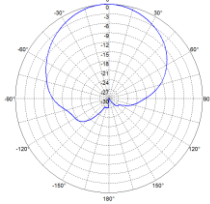
Frequency Range	Array	RET Unique ID
690-960MHz	R1	NDPMXXXXXXXX-7090R1
690-960MHz	R2	NDPMXXXXXXXX-7090R2
1695-2690MHz	Y1	NDPMXXXXXXXX-1727Y1
1695-2690MHz	Y2	NDPMXXXXXXXX-1727Y2
1695-2690MHz	Y3	NDPMXXXXXXXX-1727Y3
1695-2690MHz	Y4	NDPMXXXXXXXX-1727Y4

Note: (2) Physical RET Unit containing (6) Single RET

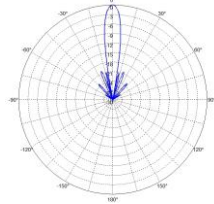
Frequency Range	690-960x2 1695-2690x4
Polarization	±45°
Half-Power Beam Width	65°
Electrical Downtilt	2° - 12°x6

Type DOD9-2B4J-SF65

Radiation Pattern (690 - 824 MHz)

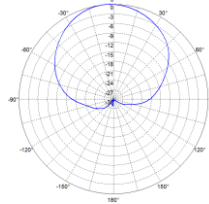


Horizontal Pattern

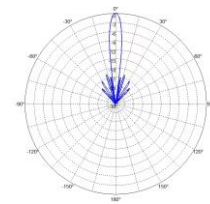


Vertical Pattern

Radiation Patterns (824 - 894 MHz)

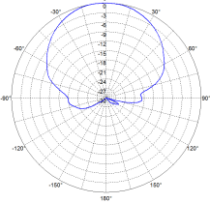


Horizontal Pattern

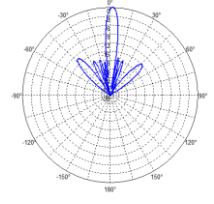


Vertical Pattern

Radiation Pattern (1695 - 2180 MHz)

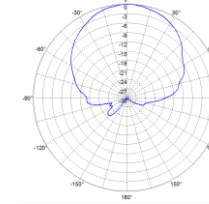


Horizontal Pattern

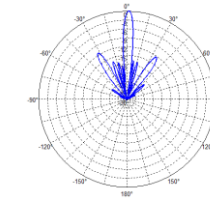


Vertical Pattern

Radiation Patterns (2300 - 2400 MHz)

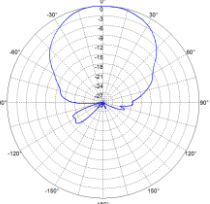


Horizontal Pattern

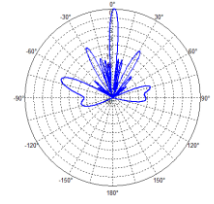


Vertical Pattern

Radiation Pattern (2500 - 2690 MHz)



Horizontal Pattern



Vertical Pattern