

Frequency Range	1710-2690x2
Polarization	±45°
Half-Power Beam Width	65°
Electrical Downtilt	2° - 10°x2

Type QUA6-2J-RB65


Base Station Antenna

4-ports 1710-2690 / 1710-2690 MHz 65° / 65°, 19.5 / 19.5 dBi, 2°-12° / 2°-12° Tilt Antenna With 2 Integrated RCUs.

Electrical Specifications



Frequency Range(MHz)		2x1710-2690		
		1710-2170	2170-2490	2490-2690
Polarization		±45°		
Horizontal 3dB Beamwidth(°)		68±4	63±4	61±4
Vertical 3dB Beamwidth(°)		5.6±0.6	4.9±0.5	4.2±0.4
Gain (dBi)		18.1±0.5	18.7±0.5	19.2±0.5
Electrical Downtilt		2 - 10		
Upper Sidelobe Suppression(dB)	First	>18		
Front-to-Back Ratio Total Power, ±30° (dB)		>25		
Cross polar ratio	Main direction(dB)	>15		
	±60° (dB)	>10		
Isolation ports (dB)		≥28 dB		
Isolation Frequency (dB)		≥28 dB		
VSWR		<1.5		
Intermodulation IM3		<-153 dBc (2x43dBm carrier)		
Impedance		50 Ω		
Max. Power per Input (at 50°C ambient temperature)		250 W		
Lightning Protection		DC Ground		



Mechanical Specifications

Radome Material	Fiberglass
Connector Type and Location	4.3-10x4 ,Bottom iRCU in:1 x 8 pin male iRCU out:1 x 8 pin female
Dimensions,HxWxD(mm)/(inches)	1970 x 295x 115
Packing Size(mm)/(inches)	2185 x 385 x 220
Weight ,w/o Mounting kit(kg)/(lbs)	16
Weight w/ Downtilt Bracket(kg)/(lbs)	21
Packing Weight (w/ Downtilt Bracket) (kg)/(lbs)	25
Max. Wind Velocity(mph)	150
Mounting hardware	ϕ 50 mm ~ ϕ 115 mm
Operational Temperature(°C)	-40 to +70
Operational Humidity(%)	<95
Wind Load at 100km/h (Frontal/lateral/Rearside(N))	797/327/839

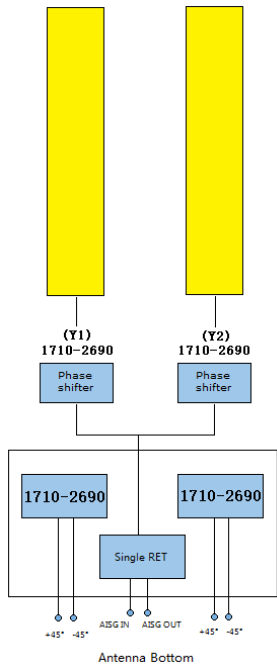
Frequency Range	1710-2690x2
Polarization	±45°
Half-Power Beam Width	65°
Electrical Downtilt	2° - 10°x2

Type QUA6-2J-RB65

Integrated RET Properties

RET Type	2x Type 1 Single RET	
Protocols	Compliant to AISG 3.0/3GPP	
Input voltage range	+10~+30VDC(pin 6)	
Power consumption	<2W(stand by); <10W(motor activated)	
Connectors	AISG	2 x 8 pin connector acc. To IEC 60130-9 Acc.to AISG Daisy chain in:male Daisy chain out:female
	Antenna	Two motor shaft(Embedded motor)
Hardware interface	AISG	RS485A/B(pin5/pin3);Power supply(pin6); DC return(pin7)Acc.to AISG
Adjustment time(full range)	40 sec(typically,depending on antenna)	
Adjustment Cycles	≥10000	
Torque Max	≥160mN.m	
Lightning Protection Rating	IEC 61000-4-5 Current Pulse Profile,8/20 μs 10 Repetitions Min.@ 6kA IEC 61312-1 Annex B Current Pulse Profile, 10/350 μs,200 Repetitions Min. @ 0.6KA	

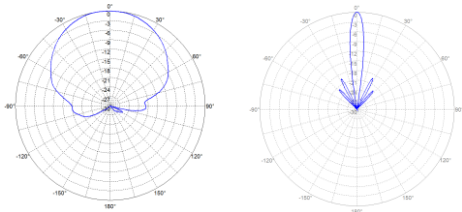
COMPREHENSIVE TILT CONFIGURATION



Frequency Range	Array	RET Unique ID
1710-2690MHz	Y1	NDPMXXXXXXXX-1727Y1
1710-2690MHz	Y2	NDPMXXXXXXXX-1727Y2

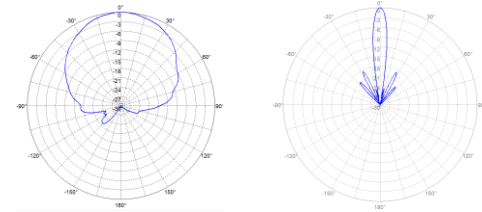
Note: (1) Physical RET Unit containing (2) Single RET

Radiation Pattern (1710 - 2200 MHz)



Horizontal Pattern Vertical Pattern

Radiation Patterns (2200 - 2690 MHz)



Horizontal Pattern Vertical Pattern