

Frequency Range	698-960x1 1710-2690x2
Polarization	±45°
Half-Power Beam Width	65°
Electrical Downtilt	2° - 12°

Electrical Specifications

Frequency Range (MHz)	698-960(R1)			1710-2690(Y1,Y2)				
	698 806	790 896	870 960	1710 1880	1850 1990	1920 2200	2300 2400	2500 2690
Polarization	±45°							
Gain (dBi)	15	15.4	16.4	16.8	17.1	17.4	17.7	18
Horizontal Pattern								
Half-Power Beamwidth	66	64	63	65	64	63	62	60
Front-to-Back Ratio	≥25dB	≥ 25dB	≥ 25dB	≥ 25dB	≥ 25dB	≥ 25dB	≥ 25dB	≥ 25dB
Vertical Pattern								
Half-Power Beamwidth	10.5	10	9.5	7.6	7.2	6.8	6.1	5.6
Electrical Downtilt Range	See options below							
1st Upper Sidelobe Suppression	≤ -15dB	≤ -15dB	≤ -15dB	≤ -15dB	≤ -15dB	≤ -15dB	≤ -15dB	≤ -15dB
VSWR / Return Loss	≤ 1.5 / -14dB							
In-Band Isolation Port to Port	≥ 25dB							
Intermodulation (IMD3)	≤ -150dBc (2x43dBm carrier)							
Max. Power per Input	200 W (at 50 °C ambient temperature)							
Impedance	50 Ω							
Lightning Protection	DC ground							

Note: All the values are according to NGMN Alliance BTS Standards calculating commendation.

Mechanical Specifications

Connector	6 x 7-16 DIN(F)
Connector Position	Bottom
Radome Material	Fiberglass
Radome Color	Gray
Operating Temperature	-40 °C ~ 60 °C
Humidity	95% RH@+30 °C
Rated Wind Speed	200 km/h, 125 mph
Rated Wind Loading (Rear)	1025 N@ 160 km/h
Mounting Hardware	Φ50 ~ Φ115 mm
Antenna Weight	32 Kg
Packing Weight	45 Kg
Antenna Size (LxWxH)	1960 x 350 x 200 mm
Packing Size (LxWxH)	2240 x 425 x 275 mm

RET Specifications

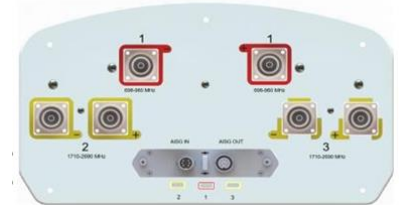
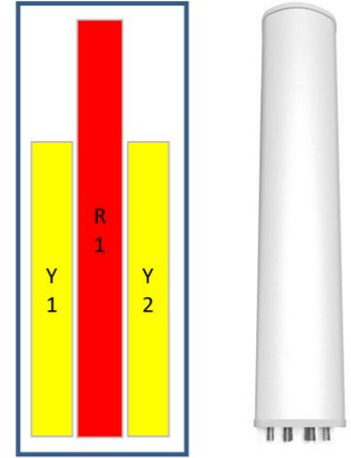
Input voltage range	10-30 V
Power Consumption	< 1 watt (standby)
Protocols Compliant	3GPP / AISG 2.0 / AISG 1.1

Electrical Angle Tilt Range

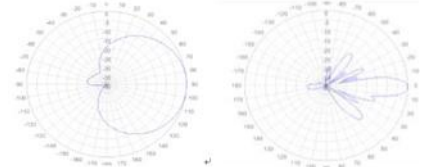
2C2C	L:2° ~ 12° H :2° ~ 12°
------	------------------------

Electrical Tilt adjustment

Pluggable RET

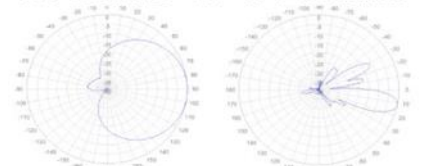


698-690 MHz +45° / -45° Polarization



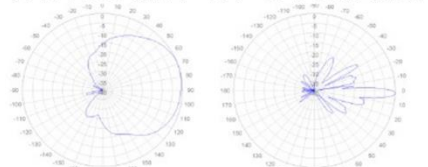
Horizontal Pattern 2° Vertical Pattern 2°

698-690 MHz +45° / -45° Polarization



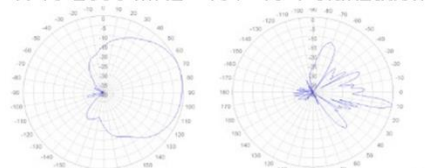
Horizontal Pattern 12° Vertical Pattern 12°

1710-2690 MHz +45° / -45° Polarization



Horizontal Pattern 2° Vertical Pattern 2°

1710-2690 MHz +45° / -45° Polarization



Horizontal Pattern 12° Vertical Pattern 12°