



Stadium Antenna

617-4200MHz, 30x60, 11dBi, 2-Port

- Excellent PIM, -153dBc guaranteed
- Frequency range: 617-4200MHz
- Low Sidelobe and Consistent Patterns
- Connector options: 7/16 DIN(f) and 4.3-10(f)
- Applicable for both indoor and outdoor



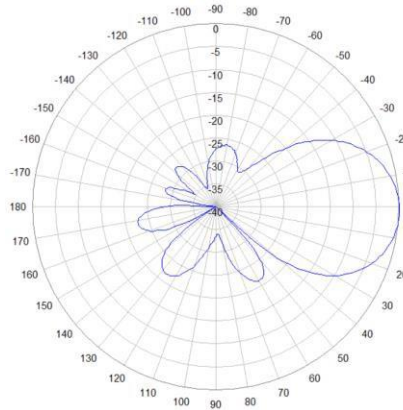
Product Specifications:

Electrical					
Frequency Band, MHz	617-800	801-960	1695-2180	2181-2700	3300-4200
Horizontal beamwidth, degrees	37	31	32	26	29
Vertical beamwidth, degrees	64	59	68	62	60
Gain, Ave., dBi	10.0	10.3	10.5	11.5	11.5
Horizontal Sidelobes, dB	15				
Vertical Sidelobes, dB	N/A				
Isolation, dB	22		23		24
F/B Ratio, dB	20		21		
VSWR	1.5(typical) / 1.6(worst case)				
Maxim Input Power, Watts	150				100
3 rd PIM, @ 2*20W, dBc	-153				
Impedance, Ohm	50				
Polarization	±45°				

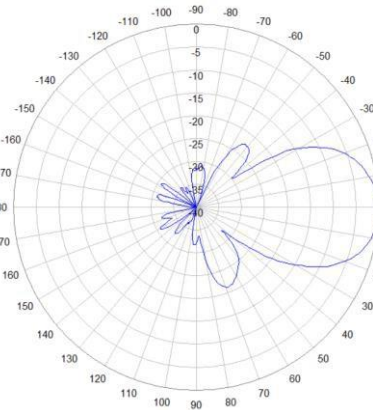
Mechanical	
Mounting Type	Mounting Bracket
Number of Ports, all types	2 x 4.3-10(f) for 617-4200MHz
Radome Color	Grey
Radome Material	PVC
Net size, Length*Width*Depth, mm	700 * 425 * 140
Maximum Wind-loading	216 km/h
Net Weight, Kg	~ 7.1
Operating Temperature	-40 °C to +70 °C
Application	Indoor and Outdoor
RoHS	Compliant



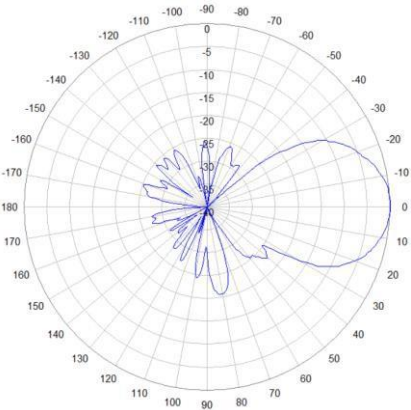
Patterns



800MHz

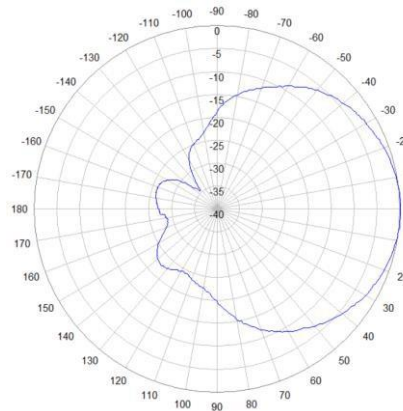


2300MHz

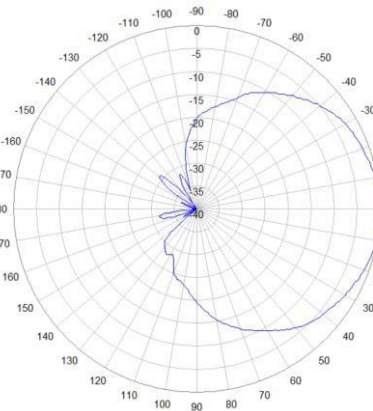


3500MHz

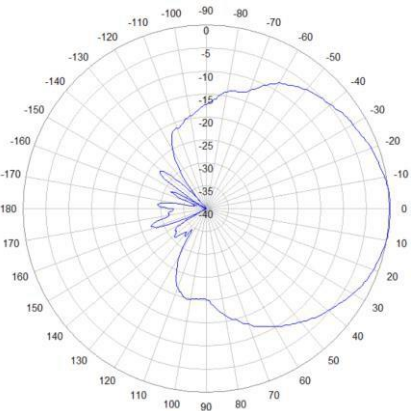
Azimuth



800MHz



2300MHz



3500MHz

Elevation